



Unit 4: Long Vowels and Silent e

Weeks 13-16 | Flexible 90-minute lessons

This ready-to-teach deck matches the Word curriculum and printable pack. Use it as a teaching guide, pacing tool, or visual warm-up during homeschool lessons.



Unit Snapshot


Focus skills

Main weekly themes:

- ☐ Long a with silent e, Long i with silent e
- ☐ Patterns taught: a_e and more
- ☐ Balanced routine: phonics, reading, writing, and hands-on practice
- ☐ Built-in weekly check-ins and a unit test

Teaching notes

- ❖ Keep lessons flexible and upbeat
- ❖ Review old patterns before adding a new one
- ❖ Use printables, cards, or household objects for practice
- ❖ Add a short optional video only when it supports the target skill



Week 1: Long a with silent e

Pattern and words

Pattern(s): a_e

Word list: cake, lake,
name, same, game, gate

Sight words: make, came,
take, gave, same

Model sentence: Jake
came to the game.

Daily lesson flow

- Day 1 - Introduce the pattern
- Day 2 - Blend and build words
- Day 3 - Read phrases and sentences
- Day 4 - Write and dictate
- Day 5 - Review, assess, and play

Fun practice ideas

- Sound hunt around the house
- Roll and read with word cards
- Sentence scramble with cut-apart cards
- Quick check-in and confidence celebration



Week 2: Long i with silent e

Pattern and words

Pattern(s): i_e

Word list: bike, kite, time, five, slide, shine

Sight words: like, ride, time, white, five

Model sentence: I like my bike.

Daily lesson flow

- Day 1 - Introduce the pattern
- Day 2 - Blend and build words
- Day 3 - Read phrases and sentences
- Day 4 - Write and dictate
- Day 5 - Review, assess, and play

Fun practice ideas

- Sound hunt around the house
- Roll and read with word cards
- Sentence scramble with cut-apart cards
- Quick check-in and confidence celebration



Week 3: Long o and long u with silent e

Pattern and words

Pattern(s): o_e, u_e

Word list: home, rope, nose, cube, mule, tune

Sight words: home, those, use, cute, hope


Model sentence: We rode home at sunset.

Daily lesson flow

- Day 1 - Introduce the pattern
- Day 2 - Blend and build words
- Day 3 - Read phrases and sentences
- Day 4 - Write and dictate
- Day 5 - Review, assess, and play

Fun practice ideas

- Sound hunt around the house
- Roll and read with word cards
- Sentence scramble with cut-apart cards
- Quick check-in and confidence celebration



Week 4: Mixed Long Vowels and Contrast

Pattern and words

Pattern(s): a_e i_e o_e
u_e

Word list: cap/cape,
kit/kite, hop/hope,
cub/cube

Sight words: these, those,
here, before, after


Model sentence: These
cubes are cute.

Daily lesson flow

- Day 1 - Introduce the pattern
- Day 2 - Blend and build words
- Day 3 - Read phrases and sentences
- Day 4 - Write and dictate
- Day 5 - Review, assess, and play

Fun practice ideas

- Sound hunt around the house
- Roll and read with word cards
- Sentence scramble with cut-apart cards
- Quick check-in and confidence celebration



Flexible 90-Minute Lesson Routine

Warm-Up

10 min

review cards, oral blending, quick sound drill

Phonics

25 min

teach the new pattern and connect sound to print

Practice

20 min

word building, worksheet, or hands-on game

Reading

20 min

read words, phrases, and a simple sentence or short text

Writing

15 min

trace, spell, and write words or a sentence

Assessment and Progress Tracking

Weekly check-in

- ☐ Can say the sounds
- ☐ Can blend the words
- ☐ Can read a sentence
- ☐ Can write a word
- ☐ Can explain what felt easy or hard

Unit test

- ❖ Read 10 unit words
- ❖ Read 5 phrases or 3 sentences
- ❖ Spell 5 words from dictation
- ❖ Write 1 sentence with a sight word



Celebrate effort, not just accuracy. Use the tracker in the printable pack to note growth across all 4 weeks.

Printable Pack Highlights

Trace and Write

pattern tracing and handwriting practice

Read and Write

word bank and sentence lines

Sentence Builder

cut-apart cards or point-and-build work

Flashcards

ready to cut and reuse

Game Board

simple board game for Friday practice

